

# SCORPIUS N4405 QD

NORDIC LIGHTS® Scorpius N4405 QD work light offers a hugely improved lumens/Watt efficacy compared to its original predecessor. This LED work light is equipped with the QUAKE dampening system, taking protection against vibration and shock to a whole new level. The Scorpius N4405 QD is suitable for harsh conditions and a wide range of applications.



Not all products are available in all markets. During continuous improvement specifications and design are changing. All values are nominal values. Illustrations do not necessarily show the design of every version and some features are version specific. The lumens output varies depending on lens colour.

## TECHNICAL DATA

Theoretical Lumens Output	3700 lm	Vibration	20Grms 24-2000Hz, 4.65Grms 12-2000Hz
Operational Lumens Output	2300 lm	Lens	PC
Colour Temperature	5700 K	Body / Housing	Aluminium
Nominal Voltage DC	12 - 24 V	Weight	1.6 kg
Input Voltage DC	9 - 32 V	IP Rating	IP68, IP6K9K, SAE J1455
Power Consumption	22 W	Salt Spray Test	ISO 9227 240H
Nominal Current at	24V=0.9A, 12V=1.8A	EMC	CISPR 25 Class 5, ISO 13766, ISO 14982, ISO 7637-2
Connector	Built-in Deutsch DT-2 (2-pin)	Operating Temperatures	-40°C... +85°C (Overheat protected)
Mount	Single Bolt M10	Part Numbers	High Beam: 984-075, Flood: 984-073, Wide Flood: 984-068, Low Beam: 984-074
Shock	60G		

**CONNECTORS**



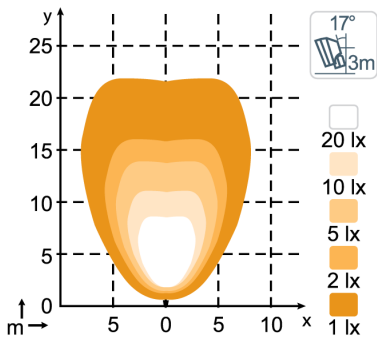
Built-in Deutsch DT-2 (2-pin)

**KEY FEATURES**

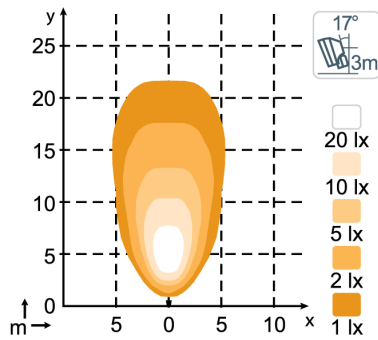
- QUAKE dampening system
- Operational lumens output: 2300lm
- For extremely harsh conditions

**LIGHT PATTERNS**

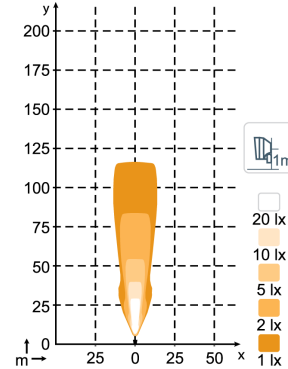
**N4405 QD, N4406, 2300lm  
Wide Flood**



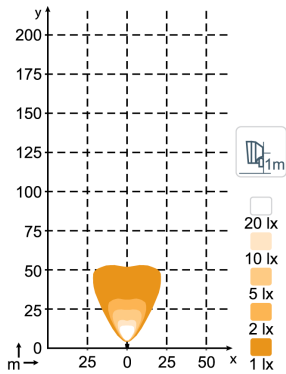
**N4405 QD, N4406, 2300lm  
Flood**



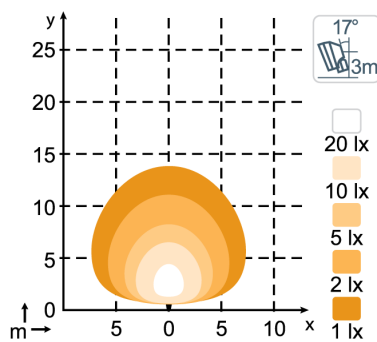
**N4405 QD, N4406, 2300lm  
High Beam**



**N4405 QD, N4406, 2300lm  
Low Beam**



**N4405 QD, N4406, 1840lm  
Diffused**



**DRAWINGS**

