

MAXIMIZE SAFETY AND PRODUCTIVITY WITH **SCULPTOR 2**



The Sculptor 2 combines five functions into one combination headlight:

1. Daytime Running Light (DRL)
2. Position Light
3. Direction Indicator
4. Passing Beam
5. Driving Beam

Masterfully designed

The Sculptor 2 is a pinnacle of design, both in terms of features as well as visual expression. Featuring a mix of carefully chosen parts and expertly designed functions, the result is a headlight with excellent features that will stand the test of time.



See what's up close

The superbly designed **passing beam** (low beam) offers you excellent near-field illumination. See obstacles, people, other vehicles and the road ahead with no limitations. It's time to maximize safety and worksite efficiency.



Daytime Running Light

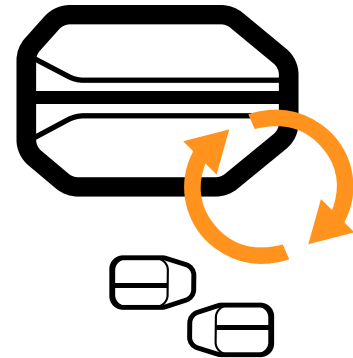
The daytime running light (DRL) offers maximum visibility for your vehicle on and off the road. Let others know where you are, and improve your vehicle's daytime visibility with the integrated DRL.



Easy to Install

We want the Sculptor 2 to be both easy to use and easy to install. Therefore, the headlight is fully interchangeable with existing halogen and LED combination headlights.

100% INTERCHANGEABLE

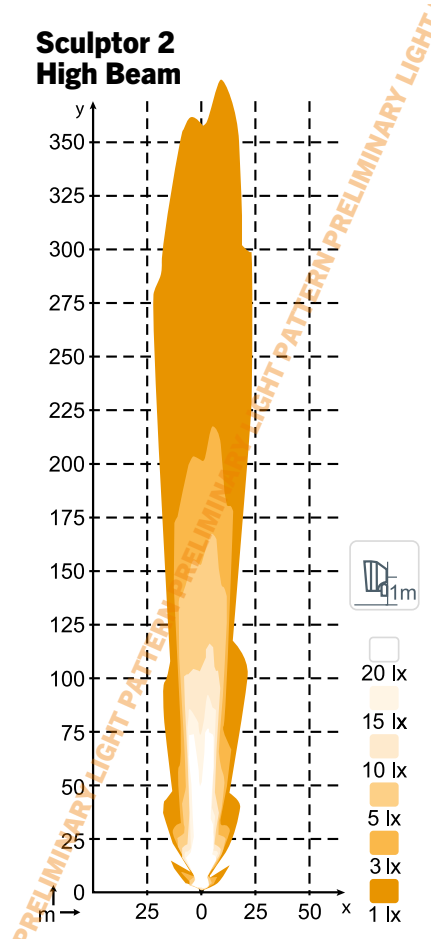
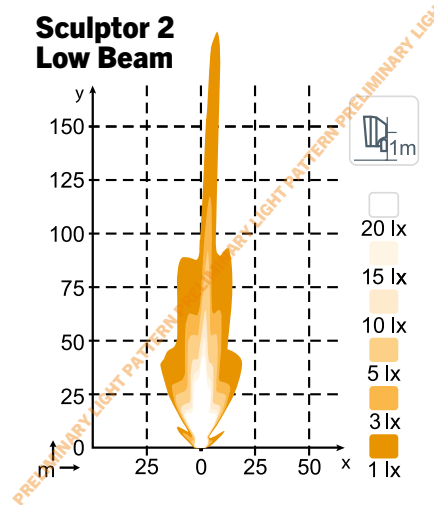


Heated lens for cold climates

Do you work in the cold? We're also planning an alternate version of the Sculptor 2 with a heated lens. The heating function automatically activates when needed.

Light pattern

Below are the currently available light patterns for Sculptor 2. Please note that these are preliminary and subject to change as we move forward with the completion of the light in question.



Want to know more about Sculptor 2?

Book your free 1-on-1 demo with our expert sales team at bauma 2022.

[See available times](#)